

# CLASSE 300



THE CONNECTED  
VIDEO INTERNAL UNIT



The new **Classe 300X** video internal unit allows you to transform every home into a connected home which can be easily controlled from within the dwelling, or from anywhere in the world using a smartphone.



**Introducing Eliot: Legrand's connected devices programme.** Where electricity and the Internet of Things converge to form an infrastructure of connected devices that bring smart, energy-efficient buildings to life. Working with you in end-to-end partnerships, with full training and support, we'll help you transform your building, take control of the physical and digital alike, and enable occupants to live life better.



# CONNECTED HOME AND AWAY

Classe 300X is the new connected video internal unit that combines modernity and innovation thanks to the connection between the unit and a smartphone. Integrated Wi-Fi connectivity allows users to manage video door entry calls in an innovative and functional way. Featuring a stylish 7" touch screen display, Classe 300X brings together design and technology perfectly.

## Contents

4-9	The connected video internal unit	4
CLASSE 300X	Door Entry App	5
	Installation	6
	Upgrading an existing installation	8
10-11	The range	10
CLASSE 300		
General features		
12-15	Features and functions	12
CLASSE 300 Catalogue	Front and rear views	13
	Ordering information	14
	Technical information	15



**From house to connected home**

Featuring a wide 7" touch screen display, Classe 300X provides a stylish solution for users looking for greater security in their home. Door entry calls can be easily managed along with other functions, such as gates, security cameras or lights, with a simple touch.

What's more, integrated Wi-Fi connectivity means the user can connect\* via their own network and, thanks to the dedicated App, manage video door entry calls from anywhere in the world.

\*A home Wi-Fi network with internet access is required for the connection. See legal notes on page 15.

MODERN  
**CONNECTED**  
SIMPLE



# AN INTERFACE DESIGNED WITH THE USER IN MIND



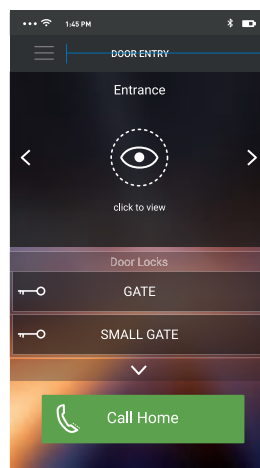
The Door Entry App has been designed to allow a user to access the most commonly used functions quickly and easily

The Door Entry App allows users to manage video internal unit calls inside or outside the home with a smartphone.

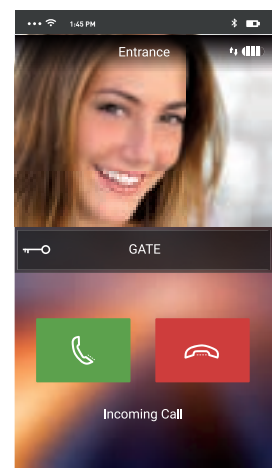
The App can be configured with just a few simple steps and the remote connection is totally automated and managed with the maximum level of security.



Scan the QR Code with your smartphone and download either the iOS or Android App, or visit the Apple or Google store and search for door entry.



Home page screen



Incoming call screen

## Key

- 1. App settings
- 2. Camera display
- 3. Door lock management
- 4. Call home directly
- 5. Call management



## Standard 2 wire installation

Thanks to the integrated Wi-Fi connectivity, Classe 300X does not require rewiring and is installed in the same way as a 'traditional' 2 wire video internal unit.



# EASY TO INSTALL

# AND EVEN EASIER TO CONNECT



**Forget installation complexity and configuring an Ethernet network and keep the simplicity of a 2 wire connection. Everything stays the same thanks to the Wi-Fi technology integrated in the video internal unit**



### Simple and intuitive configuration

The configuration requires no IT skills. The installation follows the same rules as a classic 2 wire system (entrance panel and internal unit SCS addresses, etc.). The user can



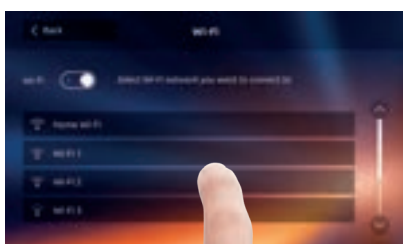
manage the configuration of the Wi-Fi network and the App independently and intuitively. If necessary the Help button integrated in the application can be used for support.

### Connected in three simple steps

**1** Once the Wi-Fi connection is activated select the network you want to connect to

**2** Enter your Wi-Fi network password

**3** Once the configure key is pressed, the App will search for the Classe 300X and will connect automatically, self-configuring



# PERFECT TO UPGRADE AN EXISTING 2 WIRE INSTALLATION



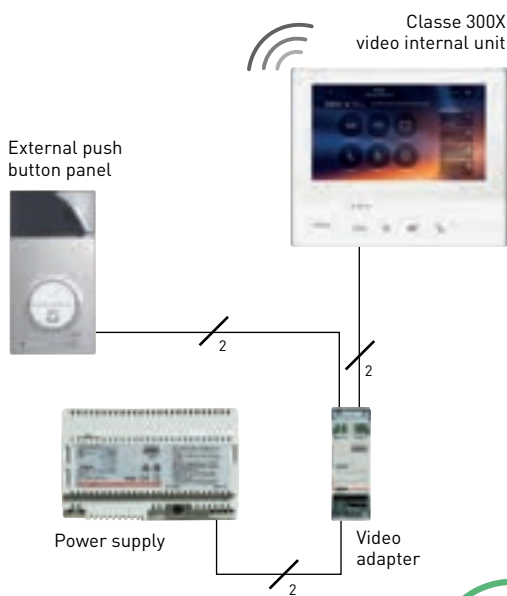


# Classe 300X is the best solution available for upgrading an existing internal unit

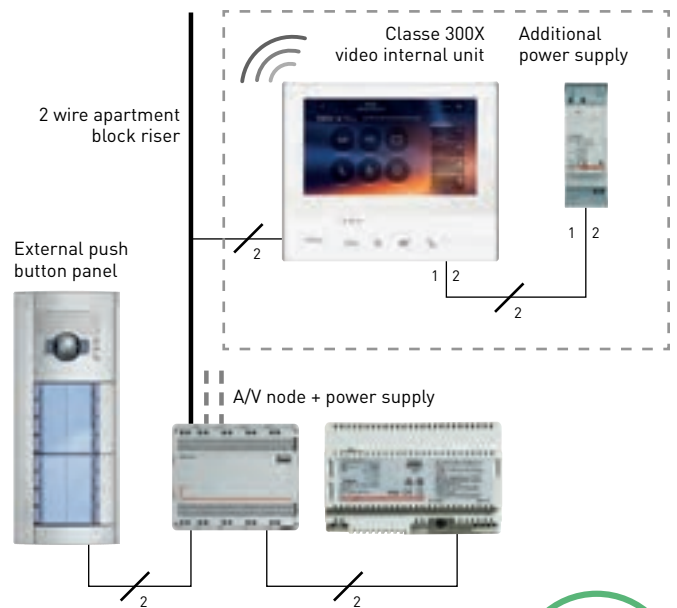
In existing 2 wire systems you can update and replace audio (\*) or video internal units with Classe 300X. Thanks to the Wi-Fi connectivity there's no need for additional wiring.

## Wiring configurations

### House or single-dwelling scenario



### Apartment block or multi-dwelling scenario



**NOTE:** In multi-dwelling systems (apartment blocks) you need an additional power supply for the Classe 300X video internal unit.

## Simple upgrade same 2 wires

Classe 300X has 2 wire technology. Unlike solutions based on Ethernet/IP systems, 2 wire technology is the best solution for refurbishments because a pair of existing wires can be used.



[\*] If you only replace the internal handset in an existing system, where the external panel is audio only, the Classe 300X has all the connected functions but NO VIDEO.

# CLASSE 300 A STYLISH CHOICE

## Elegant design and modern technology

Classe 300 is a range of hands free video internal units with a wide 7" touch screen display enhanced by a glossy glass effect finish.

The slim metallic profile is perfectly finished with smooth edges.

The main functions can be activated with touch sensitive keys with tactile guide for easier recognition.



Dark finish



Light finish



Classe 300 has been awarded this prestigious international recognition confirming Bticino's capacity in combining technology and design.



Table mounted installation with accessory supporting frame cat no. 3446 32 (see p14)

## SIMPLE, USER-FRIENDLY GRAPHIC INTERFACE

Drawing inspiration from the most advanced consumer electronic devices, the Classe 300 range allows the user to easily manage calls and messages thanks to the wide touch screen display.



HANDS FREE COMMUNICATION



CUSTOMISABLE MENU



VIDEO DOOR ENTRY ANSWERING MACHINE



AUDIO AND TEXT NOTES

## MOUNTING OPTIONS

With its slim profile, Classe 300 is ideal for wall mounting installations and can also be table top mounted using a dedicated support.



Touch sensitive buttons activate all main functions






The 7" touch screen provides a crystal clear display



The slim metallic profile is perfectly finished with smooth edges

## Classe 300 video internal units

### features and functions

	Classe 300X13E	Classe 300X13E	Classe 300V13E	Classe 300V13E	Classe 300V13M
					
Cat. Nos.	3446 42	3446 43	3446 12	3446 13	3446 22
<b>Colour video 7" touch screen</b>	•	•	•	•	•
<b>Hands free</b>	•	•	•	•	•
<b>Inductive loop <sup>1</sup></b>	•	•	•	•	•
<b>Finish</b>	light	dark	light	dark	light
<b>Installation</b>	wall / table	wall / table	wall / table	wall / table	wall / table
<b>Door lock release</b>	•	•	•	•	•
<b>Staircase light control</b>	•	•	•	•	•
<b>Entrance panel/ scrolling activation</b>	•	•	•	•	•
<b>Intercom <sup>2</sup></b>	•	•	•	•	•
<b>Memory function</b>	•	•			•
<b>Memo function</b>	•	•	•	•	•
<b>Professional studio (office) function</b>	•	•	•	•	•
<b>Wi-Fi connection</b>	•	•			
<b>Available as a kit</b>	•				•

1 : For use by people wearing hearing aids fitted with T selector

2 : Audio call, max. 3 minutes, between internal units of the same apartment/different apartments

## Classe 300 video internal units

### features and functions (continued)

#### Front view

LED notifications



Wi-Fi connection



Video door entry answering machine



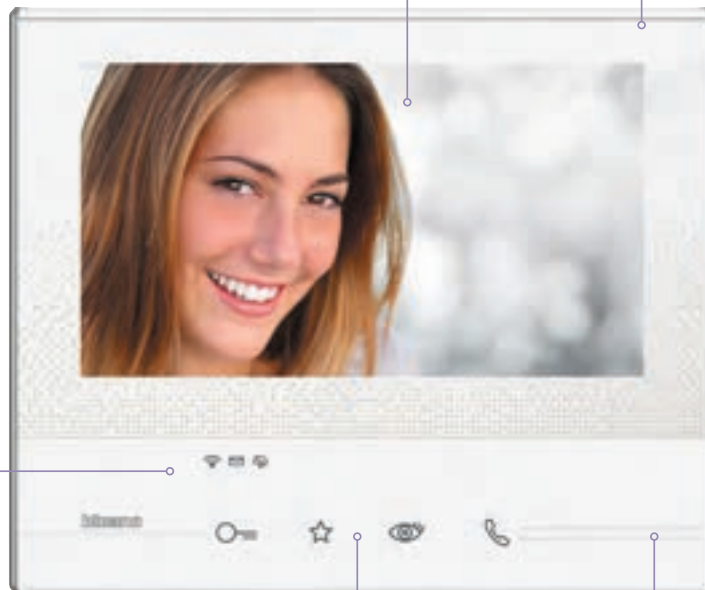
Presence of memo messages



Bell exclusion

7" touch screen LCD display

Microphone



Touch sensitive controls

Tactile guide



Door lock activation



Quick link  
can be customised to activate the most commonly used quick functions (e.g. intercom, staircase lights, extra activations).



Entrance panel activation




Hands free communication

#### Rear view

Configurator socket

Line termination ON/OFF micro-switch



MINI-USB socket for firmware update

Plug-in connectors with screw clamps for connections

Loudspeaker



**Classe 300 video internal units**

**hands free video internal units**



3446 42



3446 43



3446 12



3446 13



3446 22



3446 32



3368 03



3460 20

Dimensions and technical information **p. 15**

Pack	Cat. Nos.	Hands free video internal units (Classe 300)				
1	<table border="1"> <tr> <td>Light</td> <td>Dark</td> </tr> <tr> <td>3446 42</td> <td>3446 43</td> </tr> </table>	Light	Dark	3446 42	3446 43	<p>Classe 300 has capacitive keys for the control of the main video door entry functions: door lock release, hands free connection, entrance panel/scrolling activation and favourite key (can be configured to activate the quick actions most frequently used - e.g. staircase lights control, intercom, additional activations) Tactile guide for easy access to door lock and hands free capacitive connection keys LEDs used for: call exclusion, notification of messages from switchboard and memo</p> <p>Access to adjustments and functions using the touch display</p> <p>Memo function - for writing using the keypad, or for voice recording of messages and/or notes for the other residents of the apartment (e.g. call plumber, do the shopping, etc.) Possibility of voice communication with the switchboard - if present in the system - after a specific call</p> <p>The device must be configured by physically connecting the configurators, or using the menu, which will give better possibilities of customisation of associated functions and texts</p> <p>16 different ringtones available</p> <p>Wall mounted installation using the bracket supplied and table top installation (with support Cat. No. 3446 32) to be purchased separately</p>
Light	Dark					
3446 42	3446 43					
1	<table border="1"> <tr> <td>Light</td> <td>Dark</td> </tr> <tr> <td>3446 12</td> <td>3446 13</td> </tr> </table>	Light	Dark	3446 12	3446 13	<p><b>Classe 300V13E</b> 2 wire hands free video internal unit with inductive loop and 7" colour touch screen LCD display</p>
Light	Dark					
3446 12	3446 13					
1	3446 22	<p><b>Classe 300V13M</b> 2 wire hands free video internal unit with inductive loop, 7" colour touch screen LCD display and video door entry answering machine with call audio/video memory</p>				
1	3446 32	<p><b>Accessory for table support and cable</b> Accessory support for the table top installation of the Classe 300 video internal units</p>				
1	3368 03	<p>8-way cable with connector for table top support installation</p>				
1	3460 20	<p><b>2 DIN additional power supply unit</b> Additional 2 DIN power supply (600mA) to be used to locally supply Classe 300X13E video internal units in multi-dwelling systems Suitable only to feed additional handsets or entrance panels</p>				

## Classe 300 door entry kits

### hands free video door entry kits



Cat. No. 3639 11

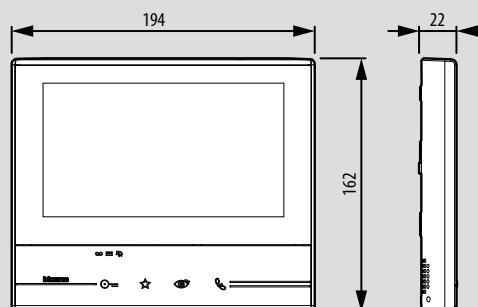
Pack	Cat. Nos.	Hands free video door entry kits (Classe 300)
		<p>Video internal units have video door entry answering machine with call audio/video memory and Inductive Loop function (to enable use by people wearing hearing aids fitted with T selector). They have capacitive keys for the control of the main video door entry functions : door lock release, hands free connection, entrance panel/scrolling activation and favorite key (can be configured to activate the quick actions most frequently used - eg : staircase lights control, Intercom, additional activations)                      Access to adjustments and functions using the touch display with graphic interface                      Wall mounted installation of the devices                      Table top installation of the video internal units with specific support (Cat. No. 3446 32) to be purchased separately                      Easily expandable up to 2 ways by purchasing an extra internal unit – the push button panel is already set up for 1 or 2 ways</p>
1	3639 11	<p><b>Classe 300X13E one way hands free kit</b>                      Consisting of : Classe 300X13E light finish video internal unit with 7" colour touch screen LCD display and integrated Wi-Fi connectivity, Linea 3000 metal push button panel with wide angle colour camera and proximity reader and a kit of coloured key cards and two door lock release chips</p>
1	3636 11	<p><b>Classe 300V13M one way hands free kit</b>                      Consisting of : Classe 300V13M light finish video internal unit with 7" colour touch screen LCD display, Linea 3000 metal push button panel with wide angle colour camera and proximity reader and a kit of coloured key cards and two door lock release chips</p>

## Classe 300 video internal units

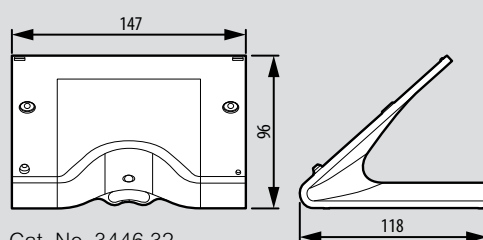
### dimensions and legal notes

#### ■ Dimensions

Size in mm



Cat. Nos. 3446 12, 3446 13, 3446 42, 3446 43, 3446 22



Cat. No. 3446 32

#### ■ Classe 300X

##### Legal notes

To use the video door entry call repeat service on a smartphone, the customer must acquire the technical equipment which allows access to the Internet, on the basis of an agreement made by the customer with an ISP (Internet Service Provider). Legrand plays no part in this. The customer must install the Door Entry App on a smartphone so that some services which Legrand supplies as extras to the normal basic functions of the Classe 300X video internal unit can be used. The services offered by means of the App require being able to interact with Classe 300X remotely and through the Internet.

In these cases the integration and communication between the Classe 300X and the App may depend on:

- quality of the Wi-Fi signal
- type of access contract of the home Internet
- type of data contract of the smartphone

When one of these 3 elements does not conform with the specifications required for product operation, Legrand accepts no responsibility for any faults. The product supports a VoIP streaming system. You must therefore check with your smartphone contract – data network – that it does not block it.

We would also like to inform you that the service provided by Legrand – remote use via App – involves the use of data. The cost linked to its use depends on the type of contract the customer has signed with an ISP (Internet Service Provider) and is the customer's responsibility.

## Contact details

### United Kingdom

Great King Street North,  
Birmingham, B19 2LF

### Customer Services:

Tel: +44 (0) 345 605 4333 Fax: +44 (0) 345 605 4334

E-mail: [legrand.sales@legrand.co.uk](mailto:legrand.sales@legrand.co.uk)

### Quotations and Technical Support:

Tel: +44 (0) 370 608 9020 Fax: +44 (0) 370 608 9021

E-mail: [uk-wdsales@legrand.co.uk](mailto:uk-wdsales@legrand.co.uk)

### Republic of Ireland:

Tel: 01 295 9673 Fax: 01 295 4671

E-mail: [legrand.sales@legrand.co.uk](mailto:legrand.sales@legrand.co.uk)



**FOLLOW  
US AT**

- @ [www.legrand.co.uk](http://www.legrand.co.uk)  
[www.legrand.ie](http://www.legrand.ie)
-  [www.youtube.com/legrandtvuk](http://www.youtube.com/legrandtvuk)
-  [www.voltimum.co.uk](http://www.voltimum.co.uk)  
[www.voltimum.ie](http://www.voltimum.ie)
-  [www.twitter.com/legranduk](http://www.twitter.com/legranduk)



### Head office (UK and Ireland):

Legrand Electric Limited

Great King Street North, Birmingham, B19 2LF

Tel: +44 (0) 370 608 9000 Fax: +44 (0) 370 608 9004

Website: [www.legrand.co.uk](http://www.legrand.co.uk)

CLASSE 300X.03.2017.2K

In accordance with its policy of continuous improvement, the Company reserves the right to change specifications and designs without notice. All illustrations, descriptions, dimensions and weights in this catalogue are for guidance and cannot be held binding on the Company. All contents and design presentation included in this publication are © Legrand Electric Limited. All rights reserved. 2017



This document is printed on sustainably sourced paper. Please recycle.

The Legrand logo is a registered trademark of the Legrand group of companies.