

UNDER-DESK SOLUTIONS PRODUCT GUIDE



POWERED BY SPECIALISTS

Electrak[®]
A brand of **legrand**

Global strength built on local knowledge

Legrand is the global specialist in electrical and digital building infrastructures. Innovation is the driving force behind its development.

With an increasing investment in research and development (circa 5% of sales) and more than 4,000 active patents, the Legrand Group is focused on maintaining a high rate of new product launches that present innovative solutions to the market.

CORPORATE SOCIAL RESPONSIBILITY

Legrand's CSR roadmap is a natural extension to the governance and sustainable development approach in which the company has been engaged for many years. The CSR roadmap firmly asserts Legrand's ongoing commitment to sustainable development.

Respect human rights and communities
Ensure health, safety and well-being
Develop skills
Promote equal opportunity and diversity



Mitigate climate change
Innovate for the circular economy
Prevent pollution

Provide sustainable solutions
Ensure sustainable procurement
Act ethically



LEGRAND'S POWER DISTRIBUTION BUSINESS UNIT

Legrand's power distribution business unit is the home of Electrak, a leading name in power distribution and lighting control solutions.

Electrak powertrack systems, floor boxes, grommets, desk modules and lighting control ranges are installed in high specification offices around the world.



Electrak
A brand of  legrand

The next GENERATION of power distribution



Available in standard and clean earth versions, with fixed or rotatable socket options and a safe shuttered electrical connection, Intersoc is the next generation of power distribution...


- Simple push-fit, module connection with auto-lock mechanism creates robust joints and makes installation quicker and easier
- 32 A system with safe shuttered electrical connections for additional safety, meets the requirements of BS 7671 (including section 543.7)
- MCB, RCD and RCBO modules, with reversible hinged covers, provide a full range of circuit protection options. RCD modules are available in AC and A Class
- 2, 3 or 4 gang British standard socket modules with fixed or rotatable, fused or unfused (BS 6396) sockets options - all the options you need to meet the requirements of any installation
- Outgoing connections: flexible interlink or end cap with ST or GST options. Please consult us for other options

NEW



Intermod international power and data modules can now be added to under-desk distribution





Intersoc-R™ desk modules

electrical supply



 Dimensions and technical information p. 7, 10-11

Intersoc-R features fast modular connection with push-fit auto lock mechanism, safe shuttered electrical connections and a robustly designed rigid joint between modules. Available in standard and clean earth versions
Independently approved by Intertek. Complies with BS 5733 and the relevant parts of BS 1363 part 2. Manufactured in an approved ISO 9001 facility. Meets the requirements of BS 7671 for high integrity earthing (section 543:7)

Pack	Cat. Nos.	32 A pre-wired feed modules
		Standard earth tap-offs (E24 - White tap-off)
1	IAB311A	3 m unfused metal tap-off Cat. No. DP1332
1	IAB312A	5 m unfused metal tap-off Cat. No. DP1532
1	IAB315A	3 m 13 A fused 543-7 metal tap-off Cat. No. DP1327
1	IAB316A	5 m 13 A fused 543-7 metal tap-off Cat. No. DP1527
		Low noise / clean earth tap-offs (E25 - Green tap-off)
1	IAC311A	3 m unfused metal tap-off Cat. No. JP2332
1	IAC312A	5 m unfused metal tap-off Cat. No. JP2532
1	IAC315A	3 m 13 A fused 543-7 metal tap-off Cat. No. JP2327
1	IAC316A	5 m 13 A fused 543-7 metal tap-off Cat. No. JP2527
		Auxiliary earth tap-offs (E28 - Red tap-off)
1	IAF311A	3 m unfused metal tap-off Cat. No. YP5332
1	IAF312A	5 m unfused metal tap-off Cat. No. YP5532
1	IAF315A	3 m 13 A fused 543-7 metal tap-off Cat. No. YP5327
1	IAF316A	5 m 13 A fused 543-7 metal tap-off Cat. No. YP5527

Pack	Cat. Nos.	32 A re-wirable feed modules
1	IAB301A	Standard earth (for flexible conduit)
1	IAC301A	Low noise (for flexible conduit)

Pack	Cat. Nos.	32 A feed units with in-built Neutrik connectors
1	IAB301E	Standard earth
1	IAC301E	Low noise

Pack	Cat. Nos.	32 A tap-offs pre-wired to Neutrik connectors (NAC3 - 2FC)
		Standard earth tap-offs (E24)
1	IAB311E	3 m unfused metal tap-off Cat. No. DP1332
1	IAB312E	5 m unfused metal tap-off Cat. No. DP1532
1	IAB315E	3 m 13 A fused 543-7 metal tap-off Cat. No. DP1327
1	IAB316E	5 m 13 A fused 543-7 metal tap-off Cat. No. DP1527
		Low noise / clean earth tap-offs (E25)
1	IAC311E	3 m unfused metal tap-off Cat. No. JP2332
1	IAC312E	5 m unfused metal tap-off Cat. No. JP2532
1	IAC315E	3 m 13 A fused 543-7 metal tap-off Cat. No. JP2327
1	IAC316E	5 m 13 A fused 543-7 metal tap-off Cat. No. JP2527

Pack	Cat. Nos.	16 A feed modules pre-wired to 13 A fused plug
1	IAB002A	With 2 m 1.5 mm ² cable
1	IAB003A	With 3 m 1.5 mm ² cable
1	IAB005A	With 5 m 1.5 mm ² cable

Pack	Cat. Nos.	16 A rewirable feed modules
1	IAB201A	Rewirable feed module (for cable)

Pack	Cat. Nos.	16 A feed units with in-built GST connector
1	IAB660B	Compact feed module with male GST connector
1	IAB201B	Feed module with male GST and earth bond lead

Pack	Cat. Nos.	16 A pre-wired connection leads
		13 A fused plug pre-wired to GST connector
1	IAB002B	With 2 m 1.5 mm ² cable
1	IAB003B	With 3 m 1.5 mm ² cable
1	IAB005B	With 5 m 1.5 mm ² cable

Pack	Cat. Nos.	GST to GST connection leads
1	IAB610BB	1 m length
1	IAB620BB	2 m length
1	IAB630BB	3 m length

 For details of Dynamic Monitor Arms contact us on +44 (0) 370 608 9020 or visit www.legrand.co.uk



Intersoc-R™ desk modules

protection, BS sockets, end caps and interlinks



IAC502R



IAB402A



IAZ001A



IAB703A



IAB533F



IAB450A



IAB610B



IAB600B



IAB504R

 Dimensions and technical information p. 7, 10-11

The BS version is available with fixed or rotatable sockets. Individually fused sockets are available to meet the requirements of BS 6396 + A1 (5 x 20 mm anti-surge ceramic fuses)
A wide range of interconnection solutions are available. When 16 A cabling interconnection is used with 32 A under-desk solutions, suitable de-rating protection devices must be incorporated to protect the cables
All protection and switching modules, end caps and interlinks are universally compatible with standard and clean earth / low noise systems

Pack **Cat. Nos.** **Protection and switching modules**

1	IAB401A	With 13 A fuse
1	IAB402A	With 13 A fuse and sw/neon
1	IAB403A	With 13 A fuse and neon
1	IAB404A	32 A max. single isolation module
1	IAB405A ¹	With 30 mA RCD
1	IAB408A	With neon indicator
1	IAB420A	With 16 A MCB
1	IAB430A	With 20 A MCB
1	IAB440A	With 32 A MCB
1	IAB450A ¹	With 16 A 30 mA RCBO
1	IAB460A ¹	With 20 A 30 mA RCBO
1	IAB470A ¹	With 32 A 30 mA RCBO

Socket modules – standard (grey sockets)

		2 gang unfused
1	IAB502F	Fixed sockets
1	IAB502R	Rotatable sockets
		2 gang individually fused
1	IAB532F	3·15 A – fixed sockets
1	IAB532R	3·15 A – rotatable sockets
		3 gang unfused
1	IAB503F	Fixed sockets
1	IAB503R	Rotatable sockets
		3 gang individually fused
1	IAB533F	3·15 A – fixed sockets
1	IAB533R	3·15 A – rotatable sockets
		4 gang unfused
1	IAB504F	Fixed sockets
1	IAB504R	Rotatable sockets
		4 gang individually fused
1	IAB534F	3·15 A – fixed sockets
1	IAB534R	3·15 A – rotatable sockets

Socket modules – low noise / clean earth (green sockets)

		2 gang unfused
1	IAC502F	Fixed sockets
1	IAC502R	Rotatable sockets
		2 gang individually fused
1	IAC532F	3·15 A – fixed sockets
1	IAC532R	3·15 A – rotatable sockets

Pack **Cat. Nos.** **Socket modules – low noise / clean earth (green sockets) (continued)**

		3 gang unfused
1	IAC503F	Fixed sockets
1	IAC503R	Rotatable sockets
		3 gang individually fused
1	IAC533F	3·15 A – fixed sockets
1	IAC533R	3·15 A – rotatable sockets
		4 gang unfused
1	IAC504F	Fixed sockets
1	IAC504R	Rotatable sockets
		4 gang individually fused
1	IAC534F	3·15 A – fixed sockets
1	IAC534R	3·15 A – rotatable

End cap

1	IAZ001A	Blank end cap
---	---------	---------------

Intersoc to Intersoc pre-wired interconnection

		16 A
1	IAB603A	0·3 m length
1	IAB605A	0·5 m length
1	IAB610A	1 m length
1	IAB620A	2 m length
1	IAB630A	3 m length
1	IAB650A	5 m length
		32 A
1	IAB703A	0·3 m length
1	IAB705A	0·5 m length
1	IAB710A	1 m length
1	IAB720A	2 m length
1	IAB730A	3 m length
1	IAB750A	5 m length

Power out end caps 16 A

		Without flex
1	IAB600B	End cap with female GST connector
1	IAB600C	End cap with female ST connector
		With flex to female GST connector
1	IAB610B	1 m length
1	IAB620B	2 m length
1	IAB630B	3 m length

¹ : To order Type A RCD sockets add A suffix to the Cat. No., i.e. IAB405AA

Intersoc-R™ desk modules

protection, non-BS sockets, end caps and interlinks

Intersoc-R™ desk modules

technical information



IAC5P2F



IAB5P4F



IAB5N3F

Dimensions and technical information **opposite**

The Intersoc-R 32 A under-desk range is a complete modular power system. Intersoc-R offers a wide range of international socket options. The Intersoc modular system features safe shuttered electrical connections and a robustly designed rigid joint between modules. All modules connect with single push-fit action and auto lock.

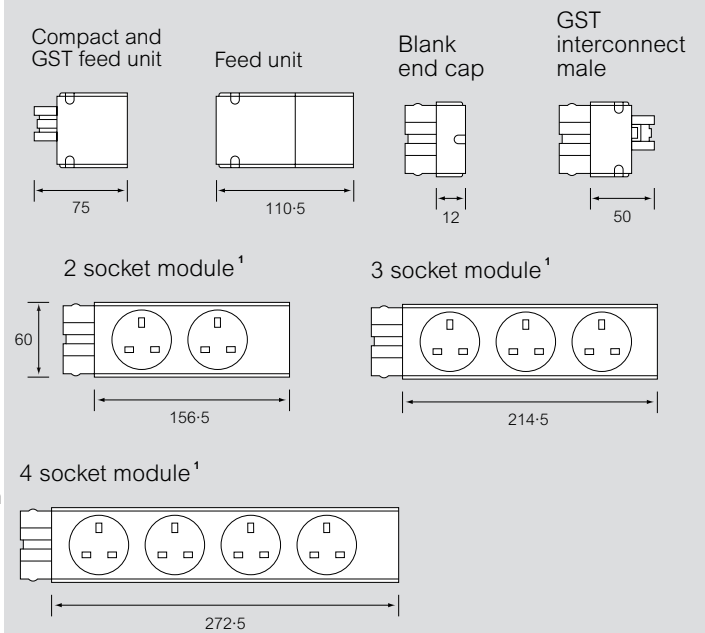
Pack Cat. Nos. **6 A Indian socket modules**

Pack	Cat. Nos.	6 A Indian socket modules
		2 gang fixed 90° – IS 1293
1	IAB5P2F	Grey – 2 P + E
1	IAC5P2F	Green – 2 P + CE
1	N IAF5P2F	Red – 2 P + E
		3 gang fixed 90° – IS 1293
1	IAB5P3F	Grey – 2 P + E
1	IAC5P3F	Green – 2 P + CE
1	N IAF5P3F	Red – 2 P + E
		4 gang fixed 90° – IS 1293
1	IAB5P4F	Grey – 2 P + E
1	IAC5P4F	Green – 2 P + CE
1	N IAF5P4F	Red – 2 P + E

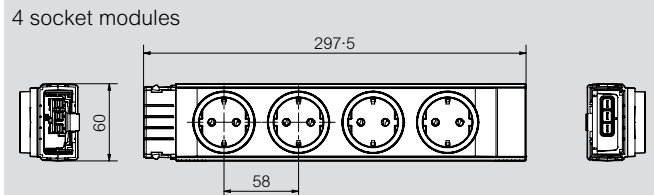
16 A Schuko socket modules

		2 gang fixed 90°
1	N IAB5N2F	Grey – 2 P + E
1	N IAF5N2F	Red – 2 P + E
		3 gang fixed 90°
1	N IAB5N3F	Grey – 2 P + E
1	N IAF5N3F	Red – 2 P + E
		4 gang fixed 90°
1	N IAB5N4F	Grey – 2 P + E
1	N IAF5N4F	Red – 2 P + E

Under-desk BS and Indian socket modules only dimensions (mm)

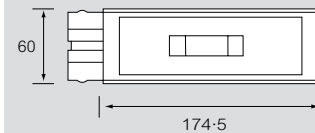


Under-desk Schuko socket modules only dimensions (mm)



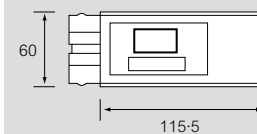
Accessories

MCB, RCD protection module¹

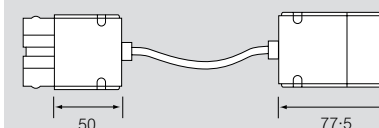


1 : 84.5 mm depth

Protection module



Interconnection



All dimensions (mm) are nominal

The next NEW GENERATION of power distribution continues



POWER ONLY

Power sockets for all countries available

MIXED POWER

Mix of power sockets available

MIX POWER & DATA

Mix different power and data modules to suit any application

DATA & NON-POWER

Specify a non-power module with exact requirements

Ask us about our wide range of office and home working solutions including underfloor powertrack, floor boxes, grommets, monitor arms and on-desk modules.

For more information contact us on +44 (0) 370 608 9020

or visit www.legrand.co.uk

Intermod is the natural extension of the trusted, market leading Intersoc under-desk solution.

Intermod enables international sockets and data to be added to Intersoc installations, including retro-fitting, or can be standalone. Intermod uses Legrand Arteor™ 22.5 x 45 mm and 45 x 45 mm modules (see Wiring Accessories catalogue), and is supplied preassembled from the factory ready to install on-site.

For details of Arteor™ modules contact us on +44 (0) 370 608 9020 or go to www.legrand.co.uk



- Intermod can be installed with Intersoc or connected directly to the feed module
- Simply plug into Intersoc modules. Note: for data modules this must be the last module in the chain
- Intermod can be supplied either as power only, power and data, or data only
- Power only – power sockets available for all countries and can be a combination of modules
- Power sockets are fed from solid copper busbars with maintenance free connections
- Data is separated from power with a mechanical barrier
- Special orders can be supplied with empty data compartments for on-site configuration
- Tough, impact resistant ABS housing ensures a long, durable life

Intermod under-desk modules




IPP403



IPP408



IPP405



IPP452

Intermod complies with the relevant parts of BS 5733, and BS 1363 Part 2, where appropriate. Manufactured in an approved ISO 9001 facility in the UK. Intermod is a new system which is fully compatible with Intersoc. The two systems can be mixed to provide almost limitless combinations of power and data. When Intermod is being used without Intersoc socket modules, select the feed, protection, and accessories from the Intersoc range. Modules with data must always be fitted as the last module in the Intersoc/Intermod daisy chain.

Intermod can be manufactured with different combinations of power and data. For details contact us on +44 (0) 370 608 9020

Pack	Cat. Nos.	Intermod 4 module standard units
Standard power only versions		
1	IPP401	4 x Schuko sockets - shuttered
1	IPP402	4 x Swiss sockets - shuttered, child safety
1	IPP403	4 x Chinese sockets - shuttered, child safety
1	IPP404	4 x Australian sockets - shuttered, child safety
1	IPP405	4 x French sockets - shuttered, child safety
1	IPP406	4 x Israeli sockets - shuttered, child safety
1	IPP407	4 x S. African sockets - shuttered, child safety
1	IPP408	4 x American sockets ¹
1	IPP409	4 x Indian sockets
1	IPP410	4 x Universal sockets ²
Standard mixed power only versions		
1	IPP450	2 x BS and 2 x Schuko sockets
1	IPP451	2 x BS and 2 x French sockets
1	IPP475	2 x BS, 1 x Schuko and 1 x French sockets
1	IPP452	2 x AUS and 2 x Chinese sockets
1	IPP453	2 x AUS and 2 x universal sockets ²
Standard mixed power and data versions³		
1	IMP211D02	2 x BS sockets, 1 x USB charging outlet with 1 x Type A and 1 x Type C 3 A, 2 x RJ45 outlets
1	IMP211D01	2 x BS sockets, 1 x USB charging outlet with 2 x Type A 3 A, 2 x RJ45 outlets
1	IMP211D03	2 x BS sockets, 1 x HDMI outlet, 1 x USB charging outlet with 1 x Type A and 1 Type C 3 A, 1 x RJ45 outlet
1	IMP251D04	1 x BS socket and 1 x Schuko socket, 1 x USB charging outlet with 1 x Type A and 1 x Type C 3 A, 2 x RJ45 outlets
1	IMP251D02	1 x BS socket and 1 x French socket, 1 x USB charging outlet with 1 x Type A and 1 Type C 3 A, 2 x RJ45 outlets
1	IMP210D01 ¹	2 x universal sockets, 1 x USB charging outlet with 2 x Type A 3 A, 2 x RJ45 outlets
1	IMP210D02 ²	2 x universal sockets, 1 x USB charging outlet with 1 x Type A and 1 x Type C 3 A, 2 x RJ45 outlets
Data only version³		
1	IDD51	2 x USB Types A and C outlets 3 A, 1 x HDMI outlet, 1 x BNC outlet, 1 x BT Sec outlet, 1 x RJ45 outlet

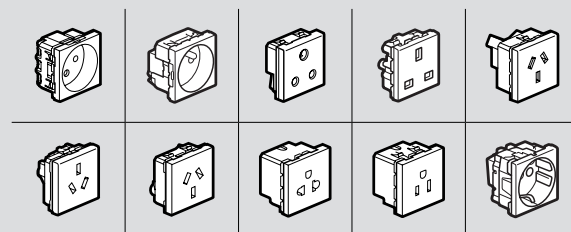
Other feed units		
American versions		
For feed units other than American versions, see p. 5		
1	IAB002US	120 V AC with 2 m 1.5 mm ² cable with US plug
1	IAB003US	120 V AC with 3 m 1.5 mm ² cable with US plug

1 : Must be used with US type feed units Cat. Nos. IAB002US or IAB003US
 2 : Not for use in UK and Europe, please consult us for application suitability on +44 (0) 370 608 9020
 3 : Modules with data must be fitted as last module on the Intersoc/Intermod daisy chain

Under-desk dimensions (mm) and module options

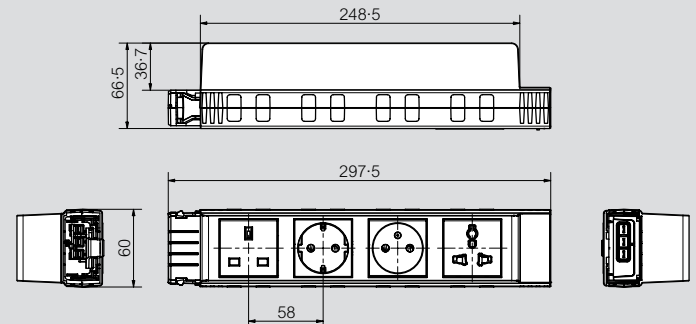
Example socket options

For more information on socket and non-power options contact us +44 (0) 370 608 9020



Under-desk dimensions

4 socket module



Complies with BS 5733 and relevant parts of BS 1363-2. Manufactured within an approved ISO 9001 and ISO 14001 facility

Electrical test data

Rated current	up to 32 A
Rated voltage	250 V ~
Frequency	50 Hz

All dimensions (mm) are nominal

Intersoc-R™ desk modules

technical information

■ Testing and accreditation



Intertek

Independently approved by Intertek
Complies with BS 5733 and relevant parts of BS 1363-2
Manufactured within an approved ISO 9001 and ISO 14001 facility

Electrical test data

Rated current	up to 32 A
Rated voltage	250 V ~
Frequency	50 Hz

Conductor resistance at 20°C

	Fixed	Rotatable
2 socket module	0.8 mΩ	0.9 mΩ
4 socket module	1.6 mΩ	1.7 mΩ

Volt drop

Live and neutral

2 socket module	1.5 m V/A
4 socket module	3.0 m V/A
Protection module	4.0 m V/A
	(depending on device)

In-feeds :

16 A	4.0 m V/A
+1.5 mm ²	29 m V/A/m
32 A	2.0 m V/A
+4 mm ²	11 m V/A/m

Interconnections :

16 A/32 A	2.0 m V/A
+1.5 mm ²	29 m V/A/m
+4 mm ²	11 m V/A/m

Earth fault loop impedance

2 socket module	1.5 mΩ
4 socket module	3.0 mΩ
Protection module	4.0 mΩ
	(depending on device)

In-feeds :

16 A	2.0 mΩ
+1.5 mm ²	29 mΩ/m
32 A	2.0 mΩ
+4 mm ²	11 mΩ/m

Interconnections :

16 A/32 A	4.0 m V/A
+1.5 mm ²	29 mΩ/m
+4 mm ²	11 mΩ/m

Mechanical data

Number of conductors	3
Busbar conductor cross-sectional area	5 mm ²
16 A rewirable in-feed terminal capacity	10 mm ²
32 A rewirable in-feed terminal capacity	10 mm ²

■ British Standards

BS 6396 + A1 Electrical Systems in Office Furniture and Educational Furniture Specification

BS 7671 incorporating amendment No. 3. Requirements for Electrical Installation (IET Wiring Regulations 18th Edition)

Electricity at Work Regulations 1989

Health & Safety Legislation

Below is a brief outline of the main criteria within the standards :

BS 6396 + A1 was published with regard to the use of electrical equipment within general office and educational furniture. This standard sets out in its scope the use and testing of electrical socket outlets and associated wiring when used together with a 13 A BS 1363 fused plug for mains supply and makes provision for the routing of cables through furniture.

For compliance with this standard, socket outlet configurations of up to 4 outlets should be individually fused at 5 A and up to 6 outlets individually fused at 3.15 A.

A note on individual socket fusing – BS 6396 Compliance :

The standard requires individual socket fusing (as per the table below)

Total number of sockets	Individually fused at
2, 3 or 4 sockets	5 A
5 or 6 sockets	3.15 A

Meets the requirements of BS 7671

The Health and Safety Executive states that installations which conform to the standards laid down in BS 7671 are regarded by the HSE as likely to achieve conformity with the relevant parts of the Electricity at Work Regulations 1989.

Special note should be taken of regulation 543.7 within BS 7671 - Earthing requirements for the installation of equipment having high protective conductor currents.

Regulation 543.7 has particular importance when there is a requirement for a quantity of information technology equipment being supplied from a final circuit in a location where the sum of their protective currents exceeds 10 mA in normal use. Due to current in the protective conductor arising from the use of IT equipment, there is a requirement to provide mechanically protected 4 mm² conductor (543.7.203 (ii)). Intersoc achieves this when wired in accordance with the installation sheets by providing mechanically protected 5 mm² protective conductors within the product.

Material specification

Module housing	heat resistant ABS
Socket outlets	polycarbonate
Busbars	high conductivity copper CW004A (C101)
Other metalwork	phosphor bronze CW451K (PB102), CW452K (PB103) brass CW507L (CZ107), CW508L (CZ108) high conductivity copper CW004A (C101) ¹

1 : European grades with nearest British Standard shown in brackets

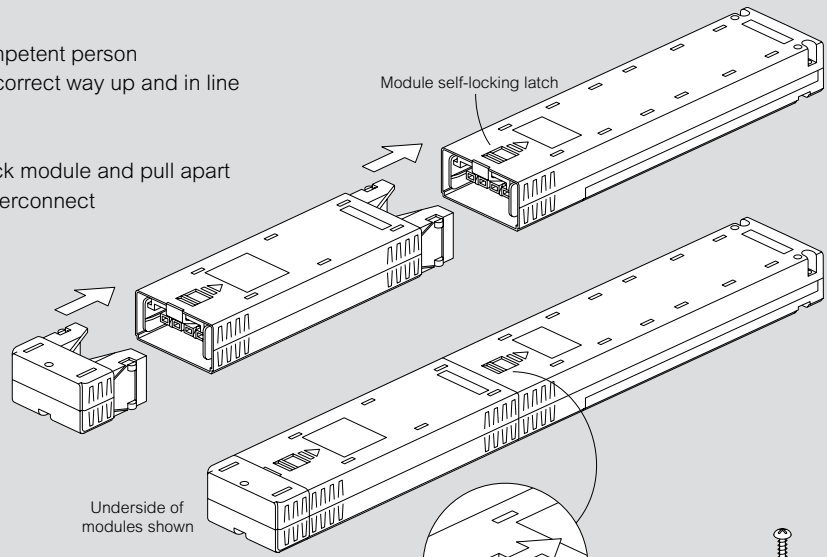
Intersoc and Intermod under-desk modules

installation and configuration

Installation

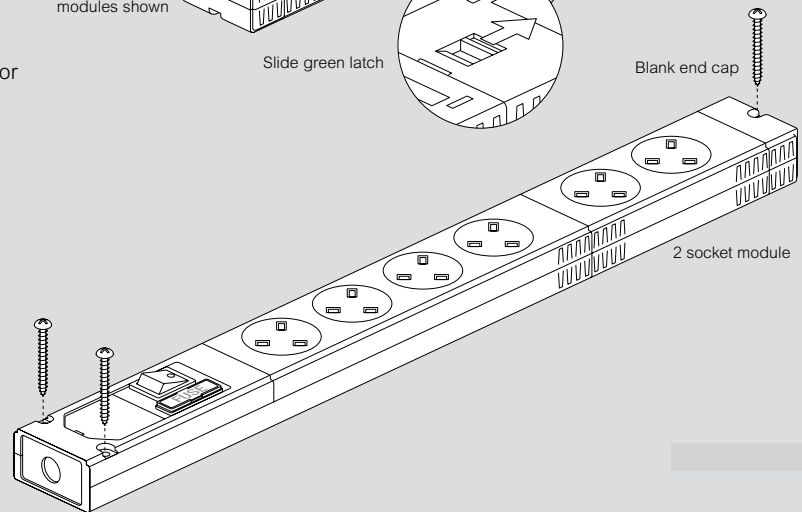
To connect and disconnect Intersoc modules

1. Connection / disconnection to be made by a competent person
2. Before connecting modules ensure they are the correct way up and in line
3. Push modules together one at a time
4. Modules self-lock when fully pushed together
5. To disconnect modules slide green latch to unlock module and pull apart
6. Always end module run with blank end cap or interconnect



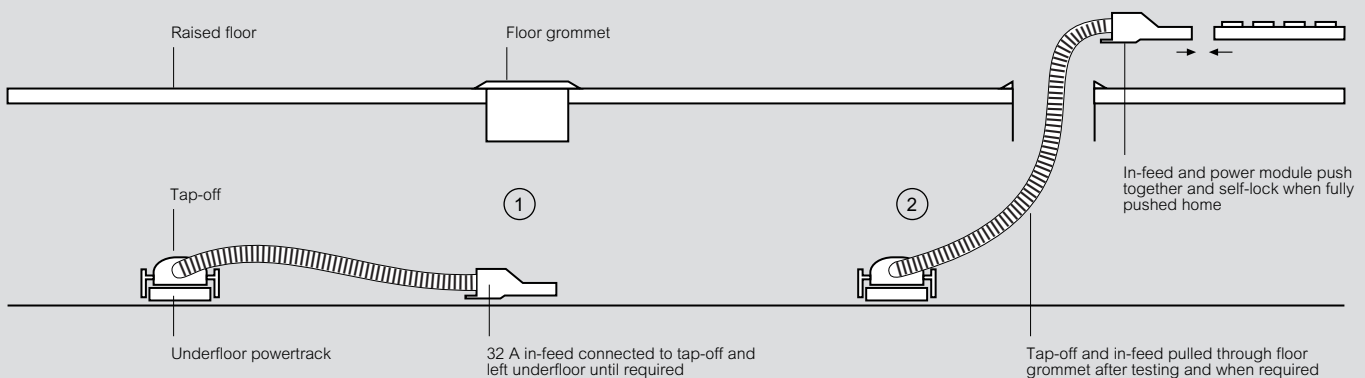
To fix modules to surface

1. Insert through all fixing holes no. 8 pozi-pan screw or M4 bolt to required length
2. Tighten screw / bolt down to mounting surface



Product configuration

1. Select the type of distribution system - standard, or low noise / clean earth
2. Select the means of powering the system - cable or powertrack tap-off
3. Select the type of in-feed module to match the cable capacity - 16 A or 32 A
4. Select the means of protection
5. Select the number of socket modules from the 2, 3 or 4 gang range (individually fused or unfused)
6. Select fixed or rotatable sockets
7. Select the interconnection units if required
8. Finish system with the end cap
(All modules push fit and lock together on-site or can be factory assembled to customer requirement)



All dimensions (mm) are nominal

CONTACT DETAILS

Quotations and Technical Support:

Legrand Electric Ltd.
Great King Street North,
Birmingham, B19 2LF
Tel: +44 (0) 370 608 9020
E-mail: powersales.uk@legrand.co.uk

Customer Services:

Legrand Electric Ltd.
Dial Lane, West Bromwich,
B70 0EB
Tel: +44 (0) 345 605 4333
E-mail: legrand.sales@legrand.co.uk

Republic of Ireland:

Tel: +353 (0)1 295 9673
E-mail: legrand.sales@legrand.co.uk



FOLLOW
US AT

- @ www.legrand.co.uk
www.legrand.ie
-  www.youtube.com/legrandtvuk
-  www.twitter.com/legranduk
-  [www.linkedin.com/
company/legranduk](http://www.linkedin.com/company/legranduk)



Head office (UK and Ireland):

Legrand Electric Limited
Great King Street North, Birmingham, B19 2LF
Tel: +44 (0) 370 608 9000
Website: www.legrand.co.uk

In accordance with its policy of continuous improvement, the Company reserves the right to change specifications and designs without notice. All illustrations, descriptions, dimensions and weights in this catalogue are for guidance and cannot be held binding on the Company. All contents and design presentation included in this publication are © Legrand Electric Limited. All rights reserved. 2023



This document is printed on sustainably sourced paper. Please recycle.

The Legrand logo is a registered trademark of the Legrand group of companies.